

Moodle 4: novità e aspetti da valutare

Sergio Rabellino
Università di Torino - sergio.rabellino@unito.it



Repetita juvant!

The Moodle Project is designed to have a positive effect on the world by supporting and empowering the educators who are teaching students in all sectors, in all countries.

Moodle HQ looks to the world, talks with our community, and creates solutions in the forms of products that fit our values of **education, openness, respect, integrity and innovation.**

User experience and flow

Enabling all our developers

Better integrations between Moodle products

Better integration with the world

The roadmap of 2022 Q2/Q4

Moodle 4.0 (the present)

UX improvements

- Navigation
- Course experience
- Onboarding
- Other wins (calendar / timeline block)
- UI consistency via component library

New:

- Atto accessibility improvements (MUA)
- Workplace Report Builder integration
- Site admin presets
- Question bank improvements
- LTI 1.3 Advantage Tool / Provider implementation
- BigBlueButton integration

Moodle 4.1 (the near future and LTS)

UX improvements

- Course activities
- Gradebook
- Global UX (tables/filters)

New

- Improved integration with MoodleNet and other Moodle sites
- Improved integration with 3rd party platforms/tools
- Database improvements (MUA)
- Question bank improvements

Notes on the Moodle LMS releases

Moodle 4.0 (April 2022)

For our very large new releases such as 1.0, 2.0, 3.0 and now 4.0, we often take longer so that we can tackle more significant chunks of important core work, giving us the opportunity sometimes to make more serious changes to UX or architecture. **Moodle 4.0 will focus on UX improvements.**

As part of a significant UX and design change, the current focus is on three main UX projects:

- Improved navigation, search and menus - MDL-69588
- Making it easier to create and manage courses - MDL-70907
- Making it easier for students to know what they need to do to complete a course, and know what's next

Other projects include:

- LTI 1.3 Advantage Tool / Provider implementation - MDL-69542
- BigBlueButton integration - MDL-70658
- a community proposal for the question bank being discussed and shaped by a consortium of universities - Question bank improvements for Moodle 4.0.
- Integration of the admin presets tool to enable saving, loading, and sharing of Moodle site configurations - Site admin presets.

Moodle 4.1 (November 2022)

Moodle 4.1 (and following 4.x releases) will see a **continuation of user experience (UX) improvements** for the Moodle LMS platform. Moodle 4.0 focused on significant UX improvements for navigation and the main course page experience. In Moodle 4.1 we will focus on improving the **UX for the course activities**, commencing with the most widely used activities such as **Assignment and Quiz. Improving the gradebook UX will be another main focus.**

Other projects include:

- Improving the integration with MoodleNet
- Investigating and commencing the project to improve messaging in Moodle (proposed integration with Matrix messaging)
- MUA projects to improve the Database and Assignment activities
- Continuing the Question bank improvements project


MUA wip for semester june/dec 2022

Add a PDF Annotation assignment type

Both Canvas and Schoology both support PDF annotation as an assignment type where students can annotate and submit their annotated PDF for grading. Moodle should add this support natively as well

Default Settings for Activities and Resources Completion Criteria

Add a setting page at the system level to manage all the default completion criteria for each activity and resource. Tomorrow, as admin, I'd like to choose the default setting for each activity/resource independently of each other




MUA wip for semester june/dec 2022

Improve Moodle Reporting

Improve Moodle reporting was suggested as a project in the early 2022 project cycle.

Moodle Wiki export and import

In order to make Moodle core wikis reusable - for example in other courses - introduce a possibility to export wikis in human readable format as well as in a format, which can be re-imported in Moodle. The exported entries should optionally be made anonymous.




MUA wip for semester june/dec 2022

Improve Moodle Reporting

Improve Moodle reporting was suggested as a project in the early 2022 project cycle.

Moodle Wiki export and import

In order to make Moodle core wikis reusable - for example in other courses - introduce a possibility to export wikis in human readable format as well as in a format, which can be re-imported in Moodle. The exported entries should optionally be made anonymous.



Moodle 4.0 - Nuove Funzionalità

Nuove Funzionalità

Dashboard and Timeline

Stay on target with deadlines with an improved Timeline on the Dashboard.

MoodleMoot IT 2022
Tutorial

New Navigation

The screenshot shows the Moodle dashboard for a user named Paula. The top navigation bar includes links for 'Mount Orange', 'Home', 'Dashboard' (which is active), and 'My courses'. There are also search, notification, and user profile icons, along with an 'Edit mode' toggle.

The main content area starts with a 'Welcome back, Paula!' message. Below this is a 'Timeline' section with filters for 'Next 7 days', 'Sort by dates', and a search bar for 'activity type or name'. The timeline lists two events:

- Sunday, 6 March 2022**: A BigBlueButton session at 14:00 titled 'Join us for our weekly live sessions on BBB' with an 'Overdue' status. The description is 'Mindful course creation 2022 - BigBlueButton requires action'.
- Sunday, 13 March 2022**: An assignment at 00:00 titled 'Assignment 1: Votes for Women!' with a status of 'Assignment is due'. There is an 'Add submission' button.

Below the timeline is a 'Calendar' section showing a calendar for March 2022. It includes a dropdown for 'All courses', a 'New event' button, and navigation arrows for February and April. The calendar grid shows the days of the week and the dates 1 through 5.

Source www.moodle.org

Nuove Funzionalità

Course index

Move smoothly between course sections.

MoodleMoot IT 2022
Tutorial

New Navigation

The screenshot displays the Moodle course interface for 'Mount Orange'. The top navigation bar includes 'Home', 'Dashboard', and 'My courses'. A search bar and user profile icon are on the right. The left sidebar shows the 'Course index' with a 'Close course index' button at the top. The index lists sections: '... and breathe!', 'About this course', 'Course noticeboard', 'Prior experience check', 'How mindful an educator a...', 'Why this course?', 'Let's talk about stress!', 'The need for mindfulness' (highlighted in blue), 'Help build our understandi...', 'Join us for our weekly live s...', 'Mindful teaching', 'What we as teachers can do', 'The Freiburg Mindfulness i...', '(Research paper) Mindfuln...', and 'Supporting our learners'. The main content area shows the course 'MCC 2022 / The need for mindfulness' with a 'BOOK' icon and a 'Mark as done' button. Below this is a video player titled '1. The power of mindfulness' showing a woman speaking. At the bottom, text reads 'Watch this video to really understand the need for mindf' and 'Source www.moodle.org'.

Nuove Funzionalità

Activity completion

View complete and incomplete activities easily from the course index.

MoodleMoot IT 2022
Tutorial

New Navigation

The screenshot shows a Moodle course page for 'Mount Orange'. The top navigation bar includes 'Home', 'Dashboard', and 'My courses'. A sidebar on the left lists course sections: '... and breathe!', 'Why this course?', 'Mindful teaching', and 'Course check and feedback'. The 'Why this course?' section is expanded, showing a list of activities with completion status (green dot for complete, grey dot for incomplete). The 'Mindful teaching' section is also expanded, showing a list of activities. The 'Course check and feedback' section is collapsed. The main content area shows the 'About this course' page, which includes a 'To do: View' button and a 'Next' button. The page also displays '1. Learning outcomes' and a list of activities to be completed.

Mount Orange Home Dashboard My courses

×

> ... and breathe!

▼ Why this course?

- Let's talk about stress!
- The need for mindfulness
- Help build our understandi...
- Join us for our weekly live s...

▼ Mindful teaching

- What we as teachers can do
- The Freiburg Mindfulness i...
- (Research paper) Mindfuln...
- Supporting our learners
- Your personal action plan

▼ Course check and feedback

- Check your understanding
- Tell us how we did

MCC 2022 / About this course

BOOK

About this course

Book More ▼

To do: View

Learning outcomes and completion information.

Next

1. Learning outcomes

In this course you will:

- learn what exactly mindfulness is;
- how to incorporate mindful practices into your teaching;
- how to foster a mindful approach to study with your learners.

Source www.moodle.org

Nuove Funzionalità

Course Editing

Edit mode

Toggle edit mode and access the new block drawer to add or view blocks.

MoodleMoot IT 2022
LAB

The screenshot displays the Moodle course editing interface. At the top, navigation links include 'Mount Orange', 'Home', 'Dashboard', and 'My courses'. The 'Edit mode' toggle is active in the top right. A block drawer is open on the right, showing 'Add a block' and 'Close block drawer' buttons. The main content area lists course blocks: H5P (How mindful an educator are you?), Add an activity or resource, Add topic, Why this course? (with sub-blocks: FORUM, BOOK, GLOSSARY, BIGBLUEBUTTON), Your teacher (Mr Wilson), and Mindfulness terms (Meta-awareness).

Source www.moodle.org

Nuove Funzionalità

MoodleMoot IT 2022
LAB

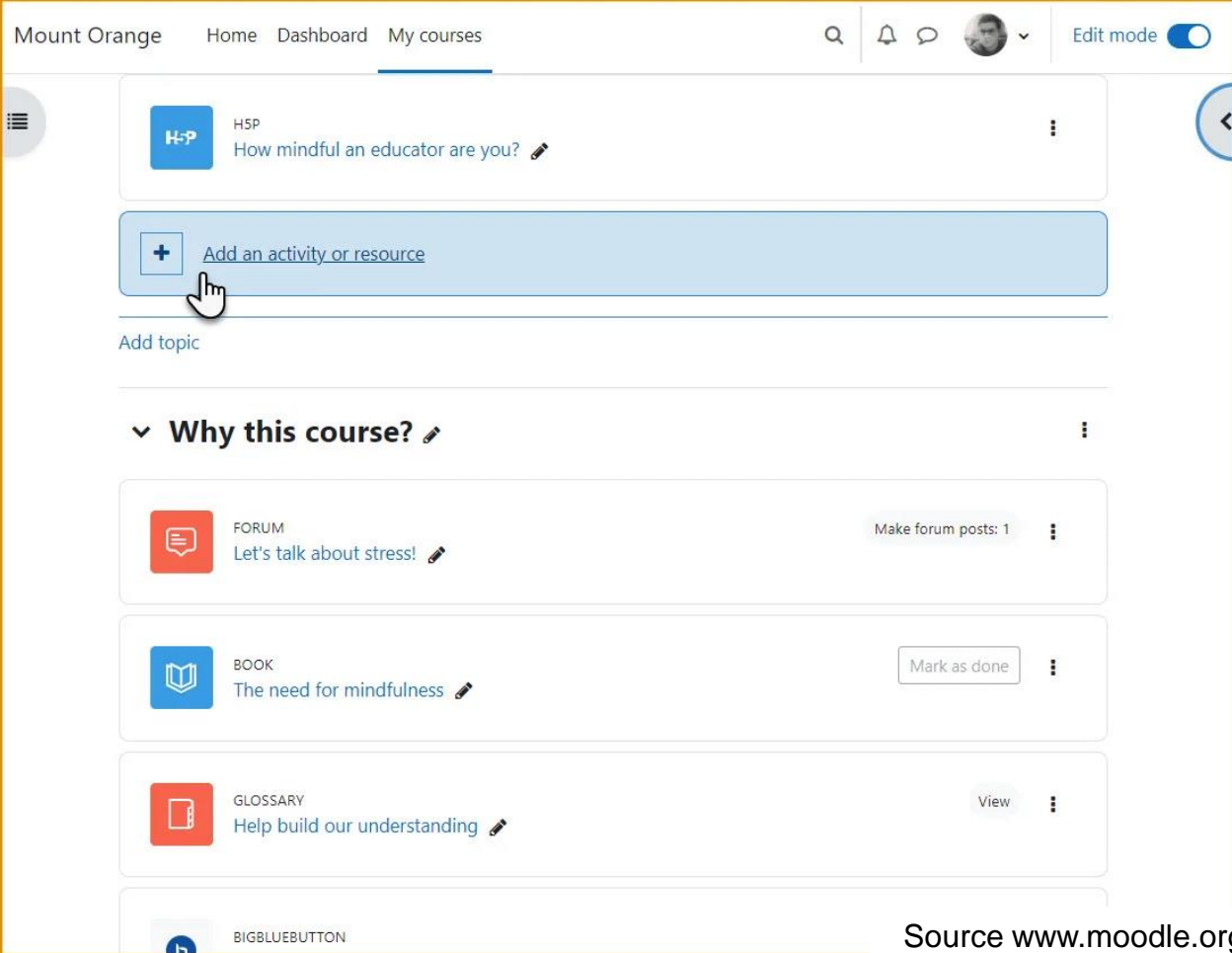
Easily add content

Add activities and resources with a simple click.

Attenzione !!

Default
preference_core_contentbank_visibility

Course Editing



The screenshot shows the Moodle course editing interface for a course titled 'Mount Orange'. The top navigation bar includes 'Home', 'Dashboard', and 'My courses'. The 'Edit mode' toggle is turned on. The main content area displays a list of activities and resources. A blue button with a plus sign and the text 'Add an activity or resource' is highlighted with a mouse cursor. Below this button is a section titled 'Why this course?' which contains three items: a forum titled 'Let's talk about stress!', a book titled 'The need for mindfulness', and a glossary titled 'Help build our understanding'. Each item has a corresponding icon and a 'View' or 'Mark as done' button.

Source www.moodle.org

Nuove Funzionalità

Contextual navigation

Find your way around the course and activities with clear tab menus.

MoodleMoot IT 2022
LAB

Course Editing

The screenshot shows the Moodle course editing interface for a course titled "Mindful course creation 2022". The top navigation bar includes "Mount Orange", "Home", "Dashboard", and "My courses". A search bar, notification bell, and user profile are on the right, along with an "Edit mode" toggle. Below the navigation bar, a tab menu is visible with "Course", "Settings", "Participants", "Grades", "Reports", and "More". The "More" tab is selected, and a dropdown menu is open, listing various course editing options: "Question bank", "Content bank", "Course completion", "Badges", "Competencies", "Filters", "Download course content", "Repositories", "Published as LTI tools", "Accessibility toolkit", and "Course reuse". A hand cursor is pointing at the "Question bank" option. The main content area shows a section titled "... and breathe!" with a description "Create your course and give your learners a mindful, stress-free experience". Below this is a video thumbnail of a woman in a library. At the bottom, there is a "BOOK" icon and a link "About this course" with an edit icon. A "View" button is also present. The source is cited as "Source www.moodle.org".

Nuove Funzionalità

Drag and drop to move

Move items from the course index or the central area.

MoodleMoot IT 2022
LAB

Course Editing

Mount Orange Home Dashboard My courses

✕

▼ ... and breathe!

About this course

Course noticeboard

Prior experience check

How mindful an educator are...

► Why this course?

► Mindful teaching

▼ Course check and feedback

Check your understanding

Tell us how we did

Timed Task

▼ Learn more

Moodle Academy: Insight int...

Images courtesy of Pixabay a...

HSP HSP How mindful an educator are you?

+ Add an activity or resource

Add topic

▼ Why this course?

FORUM Let's talk about stress! Make forum posts: 1

BOOK The need for mindfulness Mark as done

GLOSSARY Help build our understanding View

BIGBLUEBUTTON

Source www.moodle.org

Nuove Funzionalità

Improved question management

Save as draft or make ready; see version history and use custom fields when working with colleagues..

Instant Show!

Question Bank Improvements

The screenshot displays the Moodle Question Bank interface. At the top, there's a navigation bar with 'Mount Orange', 'Home', 'Dashboard', and 'My courses'. The main heading is 'Question bank'. Below it, a dropdown menu shows 'Default for Mindful course creation (5)'. A note states: 'The default category for questions shared in context 'Mindful course creation'.' Below this, it says 'No tag filters applied' and a 'Filter by tags...' dropdown. There are checkboxes for 'Show question text in the question list', 'Also show questions from subcategories' (checked), and 'Also show old questions'. A 'Create a new question ...' button is present. The main table lists questions with columns: Question, Actions, Status, Version, Created by, Comments, Need for revision, Facility index, Discriminative efficiency, and Usage. The table contains five rows of question data. At the bottom, there's a 'With selected -' button.

Question	Actions	Status	Version	Created by	Comments	Need for revision	Facility index	Discriminative efficiency	Usage
Research f...	Edit	Ready	v1	Mr C Wilson 17 December 2021, 12:45 PM	1	-	N/A	N/A	1
What is a ...	Edit	Ready	v2	Ms Reddy 5 February 2022, 2:55 PM	0	-	N/A	N/A	1
When we ...	Edit	Draft	v1	Mr C Wilson 17 December 2021, 12:39 PM	1	-	N/A	N/A	1
Which of t...	Edit	Ready	v1	Mr C Wilson 17 December 2021, 12:42 PM	0	-	N/A	N/A	1
Which of t...	Edit	Ready	v1	Mr C Wilson 17 December 2021, 12:33 PM	0	-	N/A	N/A	1

Source www.moodle.org

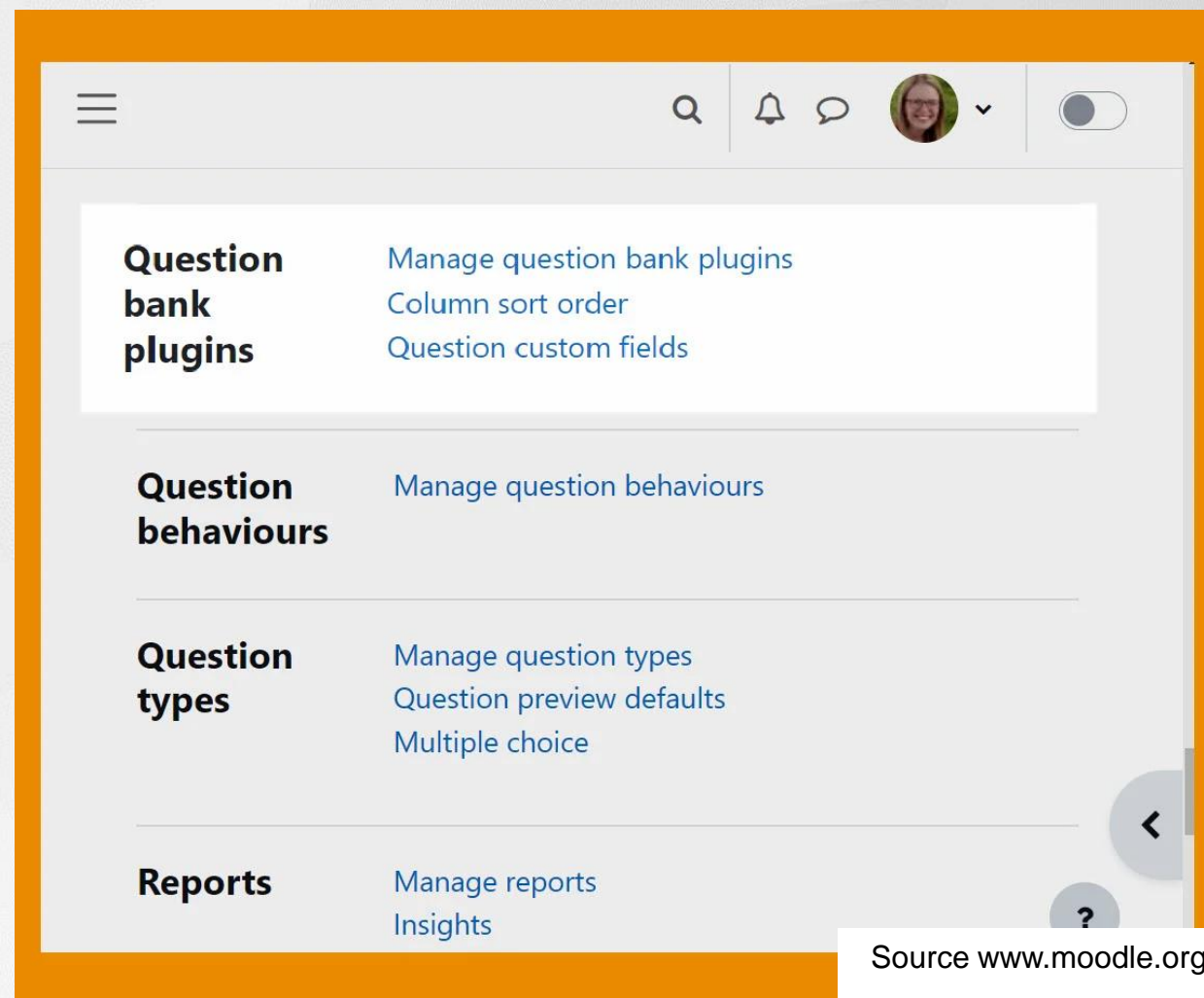
Nuove Funzionalità

Question bank plugins

Show or hide options such as comments and usage.

MoodleMoot IT 2022
Instant coding !!!

Question Bank
Improvements



Nuove Funzionalità

ESEMPIO DI QBANK PLUGIN

Sviluppo di un plugin per exportare le domande in formato GIFT

Non è stato usato nessun filtro basato su tag

Filtra per tag...

☐ Visualizza il corpo del testo della domanda

Opzioni di ricerca

☒ Visualizz

☐ Visualizz

Crea una

T Dom

Nome

identi

☐ Ese

☐ dom

Con la sel

Modifica domanda

Duplica

Gestione tag

Anteprima

Storico

Elimina

Esporta in formato Moodle XML

Esportazione GIFT

Pronta

Stato	Versione	Creata da	Commenti	Question internal type	Needs checking?	Faci
	v1	Nome / Cognome / Data	0	formative	-	N/D

Nuove Funzionalità

New in courses

Grade to pass completion

Activity completion can now include a passing grade.

> Restrict access

▼ Activity completion

Completion tracking ?

Show activity as complete when conditions are met

Require view

☐ Student must view this activity to complete it

Require grade

☒ Student must receive a grade to complete this activity ?

☒ Student must receive a passing grade to complete this activity ?

☒ Student must submit to this activity to complete it

Expect completed on ?

1

April

2022

10

36



☐ Enable

> Tags

> Competencies

☐ Send content change notification ?

Source www.moodle.org


Nuove Funzionalità

New in courses

Atto accessibility

The Atto editor has improved accessibility thanks to an MUA funded project.

MoodleMoot IT 2022
Tutorial



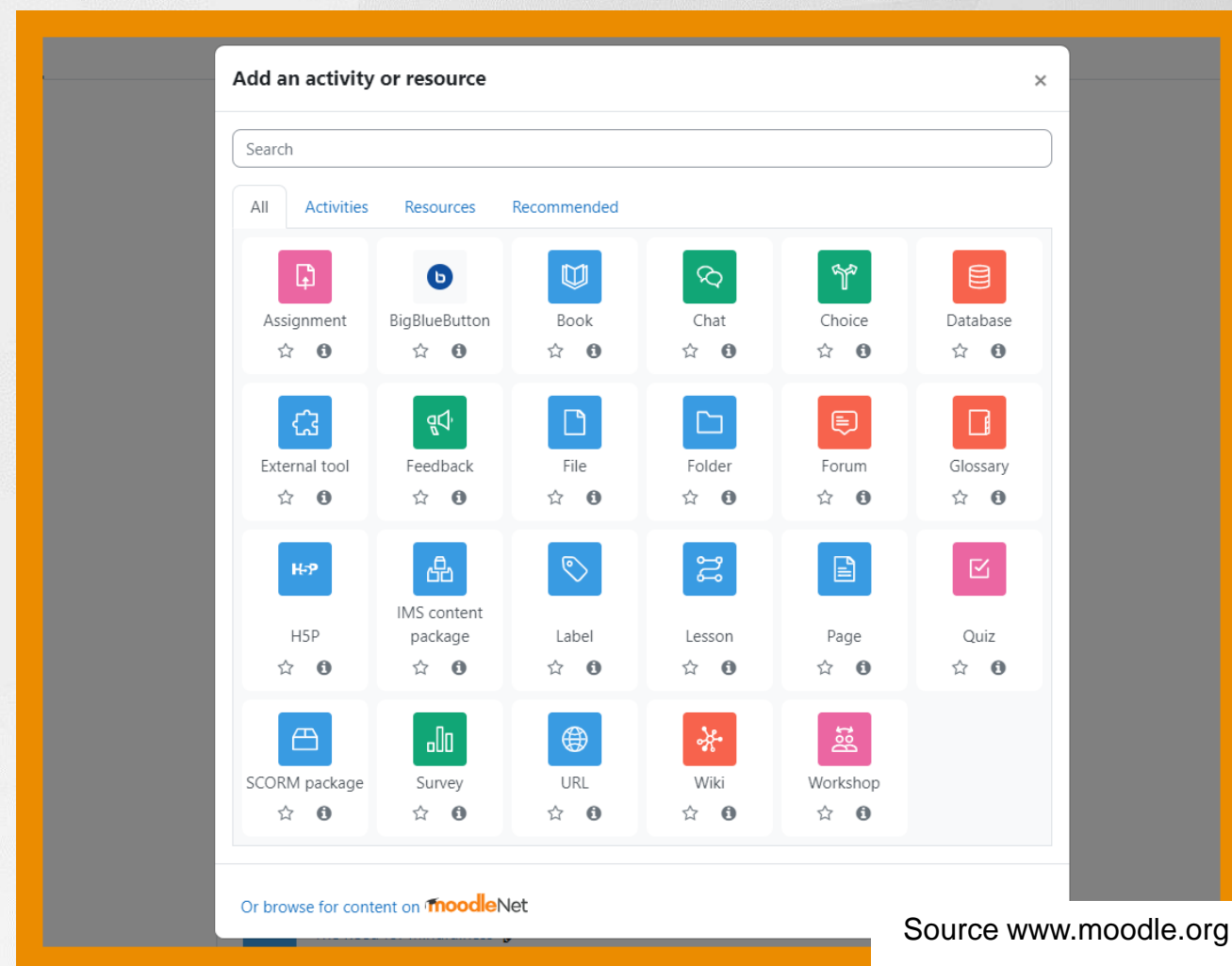
Source www.moodle.org

Nuove Funzionalità

New in courses

New activity icons

Colour-coded icons help identify the function of each activity.



Source www.moodle.org

Nuove Funzionalità

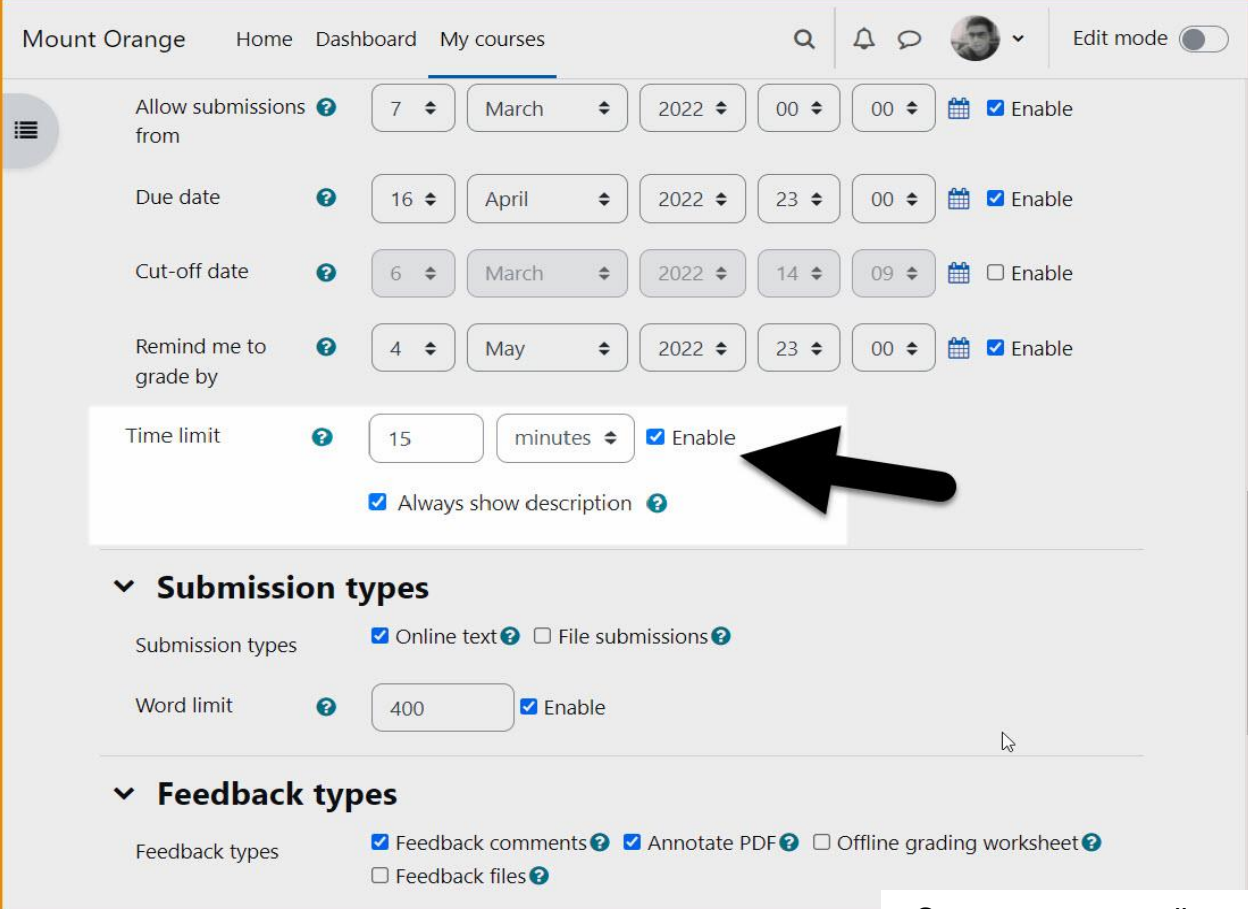
New in courses

Timed assignments

Specify a time on assignments to encourage learners to submit within the period.

Attenzione !!

Deve essere abilitato da admin
(sulla mia installazione 4.0.x era disabilitato)



Mount Orange Home Dashboard My courses

Allow submissions from 7 March 2022 00 00 ☒ Enable

Due date 16 April 2022 23 00 ☒ Enable

Cut-off date 6 March 2022 14 09 ☐ Enable

Remind me to grade by 4 May 2022 23 00 ☒ Enable

Time limit 15 minutes ☒ Enable

☒ Always show description

▼ Submission types

Submission types ☒ Online text ☐ File submissions

Word limit 400 ☒ Enable

▼ Feedback types

Feedback types ☒ Feedback comments ☒ Annotate PDF ☐ Offline grading worksheet ☐ Feedback files

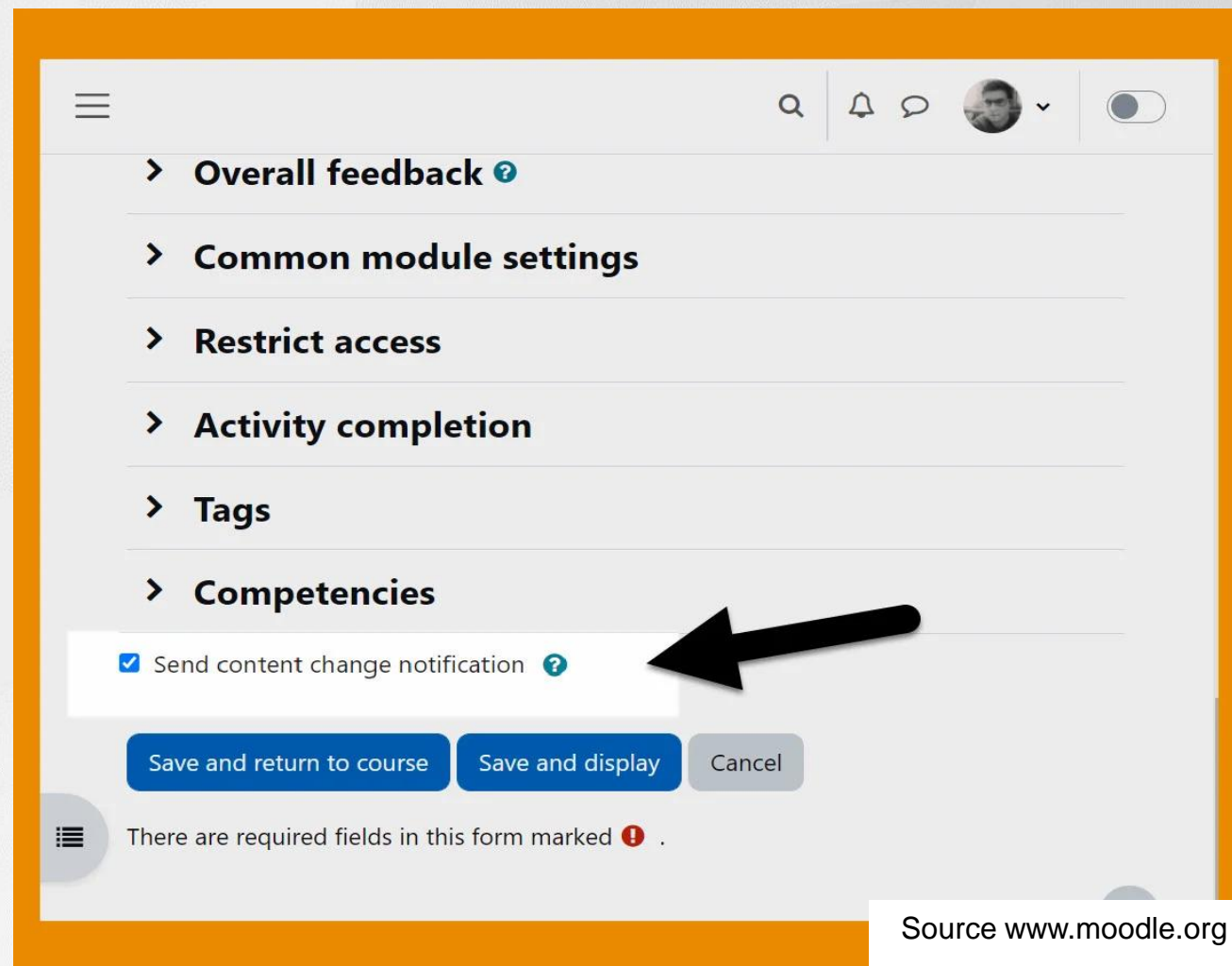
Source www.moodle.org

Nuove Funzionalità

New in courses

Content updates

Notify learners when course content is added or updated.



The screenshot shows the Moodle course settings interface. The 'Competencies' section is expanded, and the 'Send content change notification' checkbox is checked. A large black arrow points to this checkbox. Below the settings are three buttons: 'Save and return to course', 'Save and display', and 'Cancel'. At the bottom, a message states: 'There are required fields in this form marked !'.

Source www.moodle.org

Nuove Funzionalità

New in courses

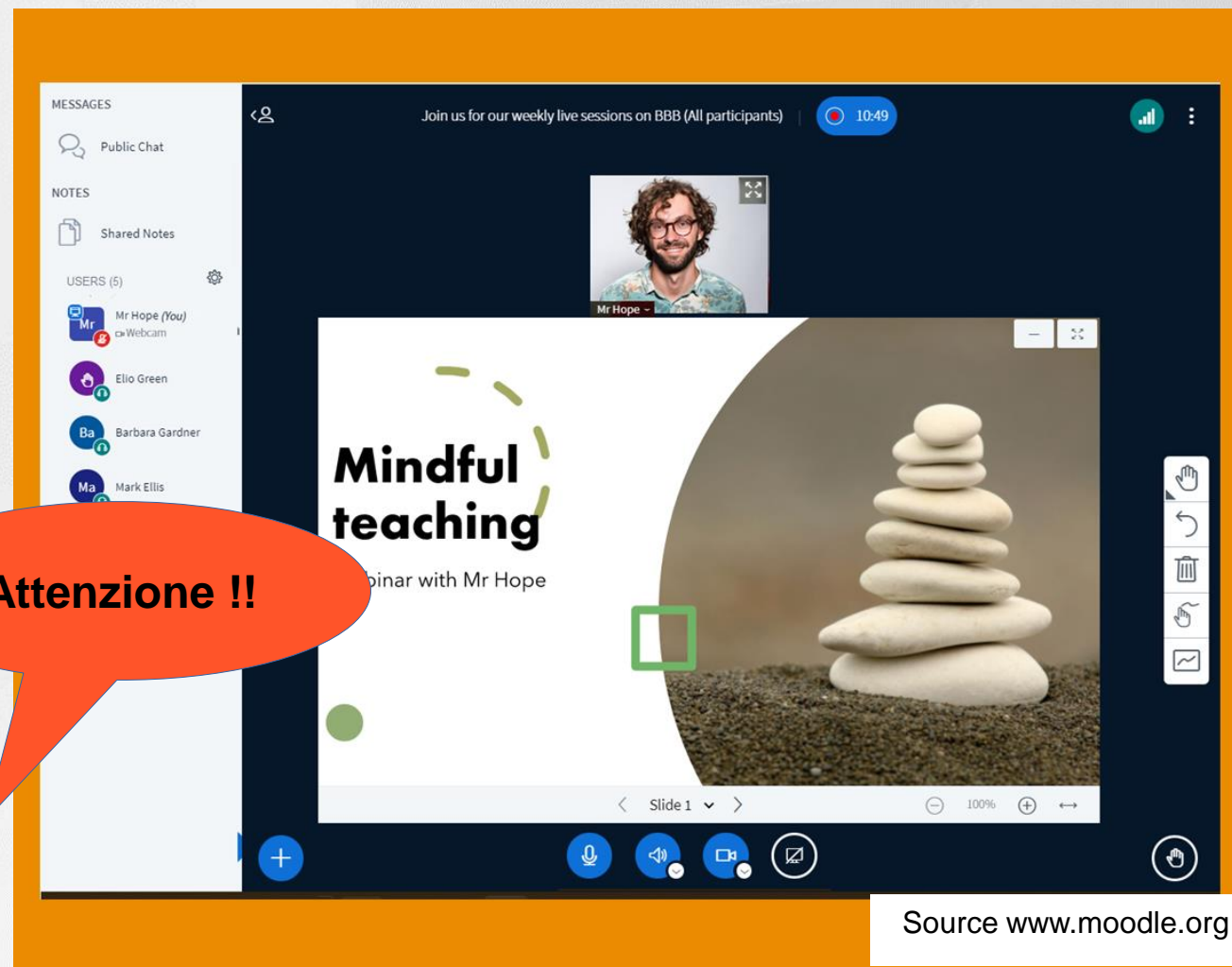
Big Blue Button

Use a free trial of Big Blue Button for live web conferencing.

Con il server di default ci sono le “solite” limitazioni:

- The maximum length for each session is 60 minutes
- The maximum number of concurrent users per session is 25
- Recordings expire after seven (7) days and are not downloadable
- Student webcams are only visible to the moderator

Attenzione !!



Source www.moodle.org

Nuove Funzionalità

New for admins

Report builder

Set up Custom reports and share with selected users, roles or cohorts.

MoodleMoot IT 2022
Tutorial

Mount Orange Home Dashboard My courses Site administration

Mount Orange College

General Users Courses Grades Plugins Appearance Server Reports Development

Custom reports [New report](#)

Filters

Name	Report source	Time created	Time modified	Modified by
User access	Users	Thursday, 11 November 2021, 11:33 AM	Sunday, 6 March 2022, 2:01 PM	Ms Reddy
Last access	Users	Thursday, 11 November 2021, 10:52 AM	Sunday, 6 March 2022, 2:01 PM	Ms Reddy
Download content	Courses	Thursday, 11 November 2021, 10:44 AM	Sunday, 6 March 2022, 2:01 PM	Ms Reddy

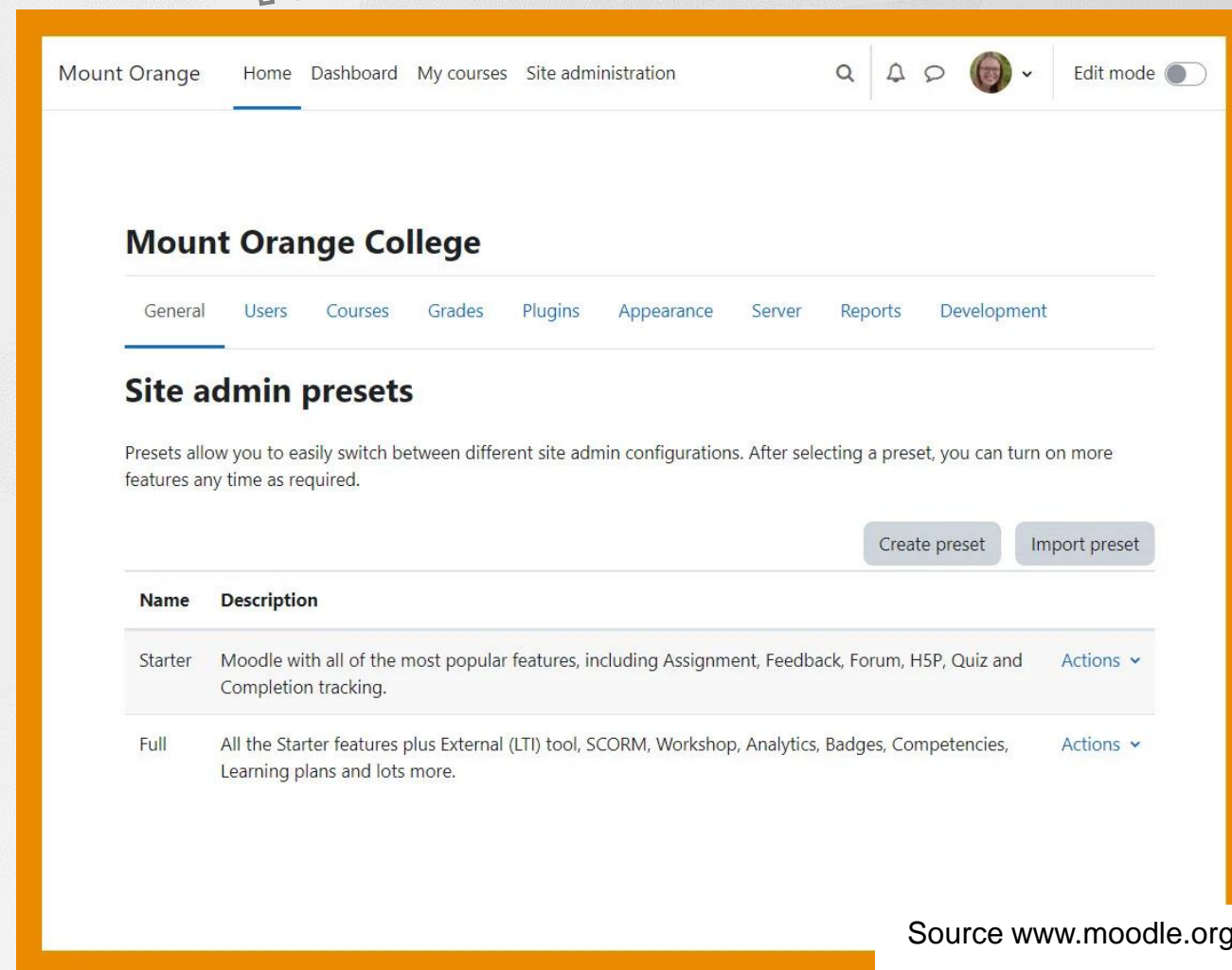
Source www.moodle.org

Nuove Funzionalità

New for admins

Site admin presets

Easily offer a streamlined or full set of features to users.



The screenshot shows the Moodle Mount Orange site administration interface. The top navigation bar includes links for Home, Dashboard, My courses, and Site administration. The 'Site administration' section is active, and the 'Site admin presets' page is displayed. The page title is 'Mount Orange College'. Below the title, there are tabs for General, Users, Courses, Grades, Plugins, Appearance, Server, Reports, and Development. The 'Site admin presets' section explains that presets allow users to switch between different site admin configurations. It includes buttons for 'Create preset' and 'Import preset'. A table lists two presets: 'Starter' and 'Full'. The 'Starter' preset includes features like Assignment, Feedback, Forum, H5P, Quiz, and Completion tracking. The 'Full' preset includes all Starter features plus External (LTI) tool, SCORM, Workshop, Analytics, Badges, Competencies, Learning plans, and lots more.

Name	Description	Actions
Starter	Moodle with all of the most popular features, including Assignment, Feedback, Forum, H5P, Quiz and Completion tracking.	Actions ▾
Full	All the Starter features plus External (LTI) tool, SCORM, Workshop, Analytics, Badges, Competencies, Learning plans and lots more.	Actions ▾

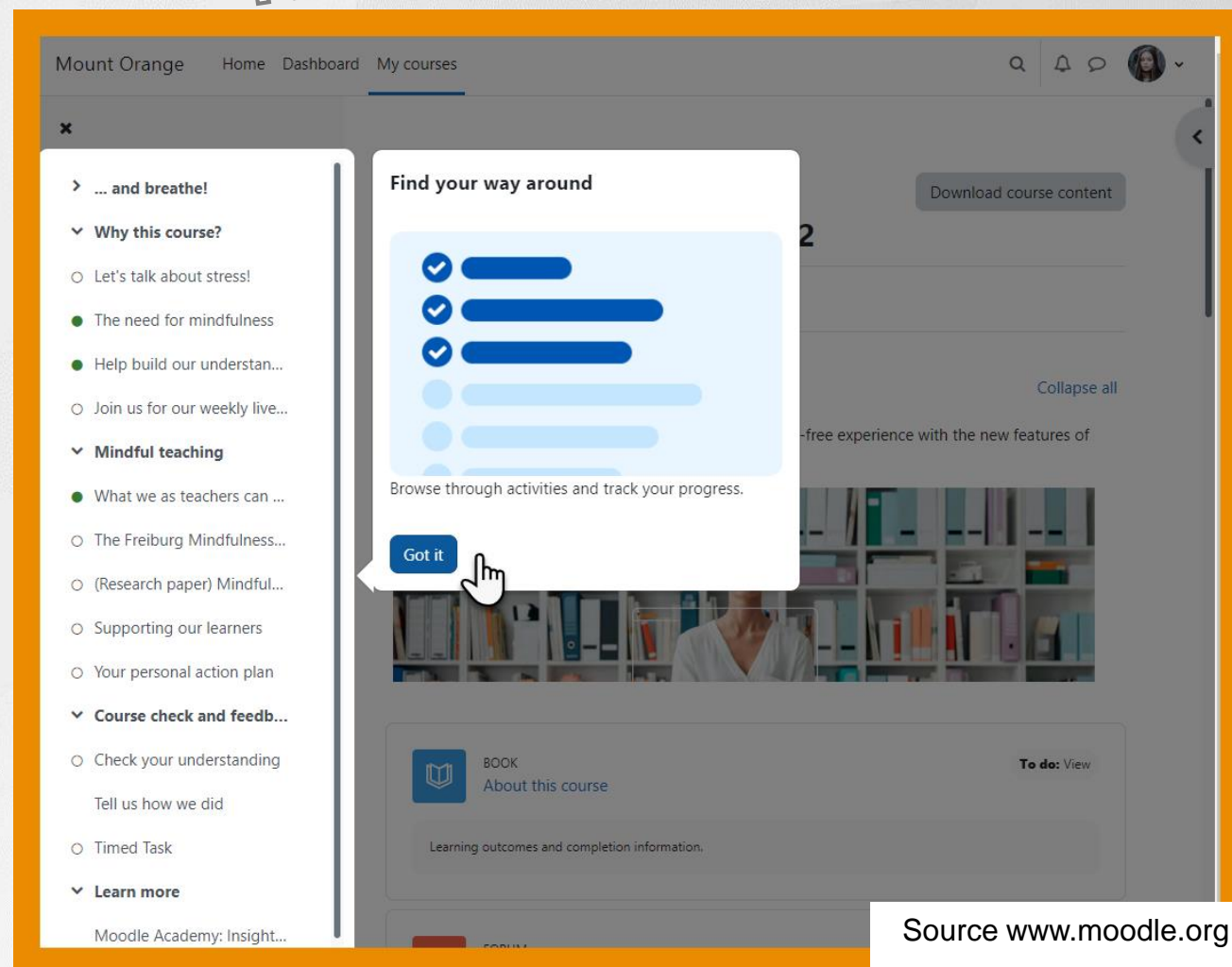
Source www.moodle.org

Nuove Funzionalità

New for admins

User tours

Improved User tours can also include graphics.



The screenshot shows a Moodle course page for 'Mount Orange' with a user tour overlay. The tour is titled 'Find your way around' and includes a list of activities with progress bars. A 'Got it' button is visible at the bottom of the tour overlay, with a hand cursor pointing to it. The background shows the course content area with a 'Download course content' button and a 'Collapse all' link.

Mount Orange Home Dashboard My courses

Find your way around

- ✓ [Progress bar]
- ✓ [Progress bar]
- ✓ [Progress bar]
- [Progress bar]
- [Progress bar]

Browse through activities and track your progress.

Got it

Download course content

Collapse all

free experience with the new features of

BOOK About this course To do: View

Learning outcomes and completion information.

Moodle Academy: Insight...

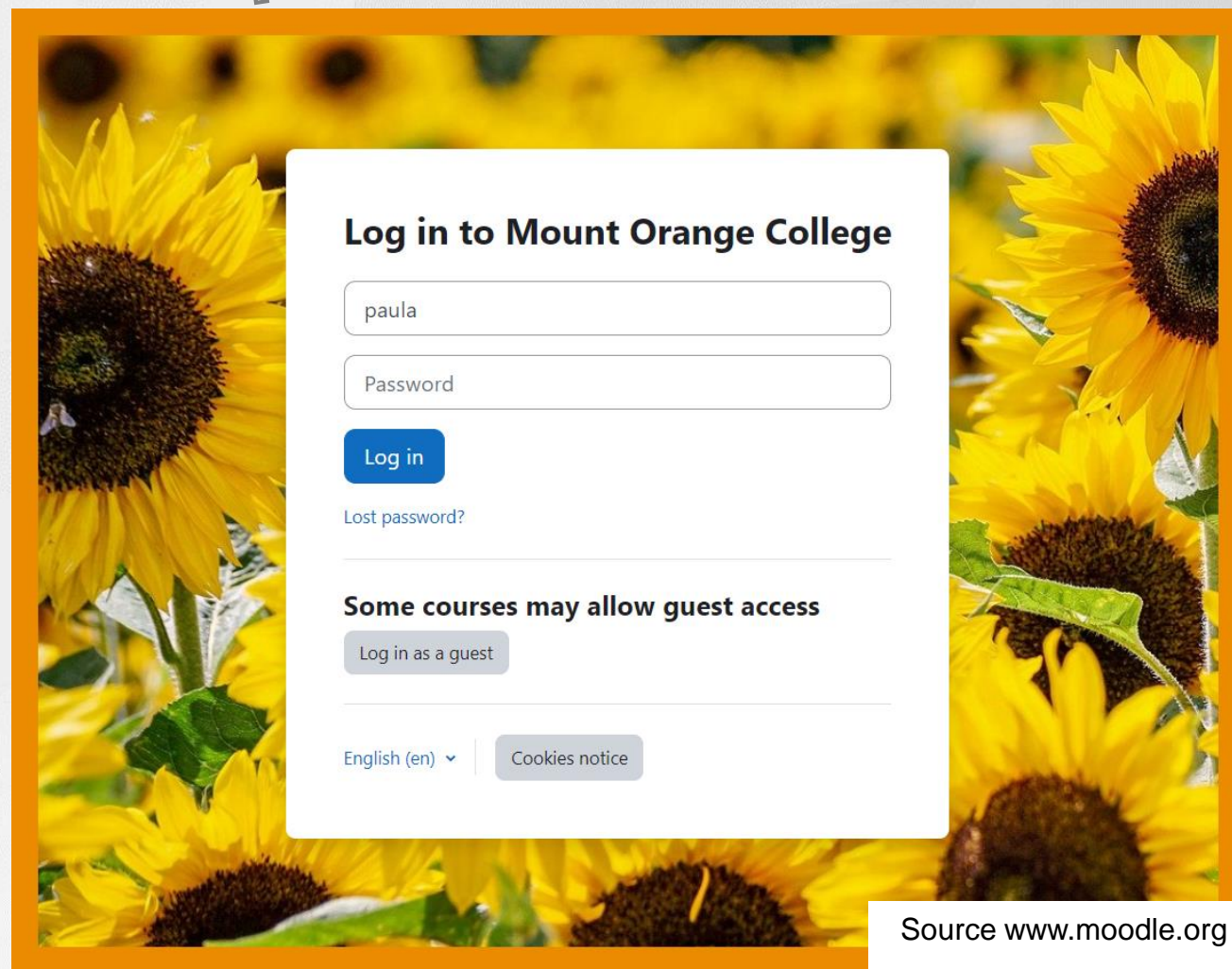
Source www.moodle.org

Nuove Funzionalità

Login page

Define a background image for the improved login page.

New for admins



Source www.moodle.org


Nuove Funzionalità


Site support


A mandatory support email improves access to support.


New for admins


Contact site support


Name 

Email address 

Subject 


Message 

There are required fields in this form marked .

 [Contact site support](#)

You are not logged in. ([Log in](#))
[Data retention summary](#)
[Get the mobile app](#)
[Policies](#)

Powered by [Moodle](#)



Source www.moodle.org

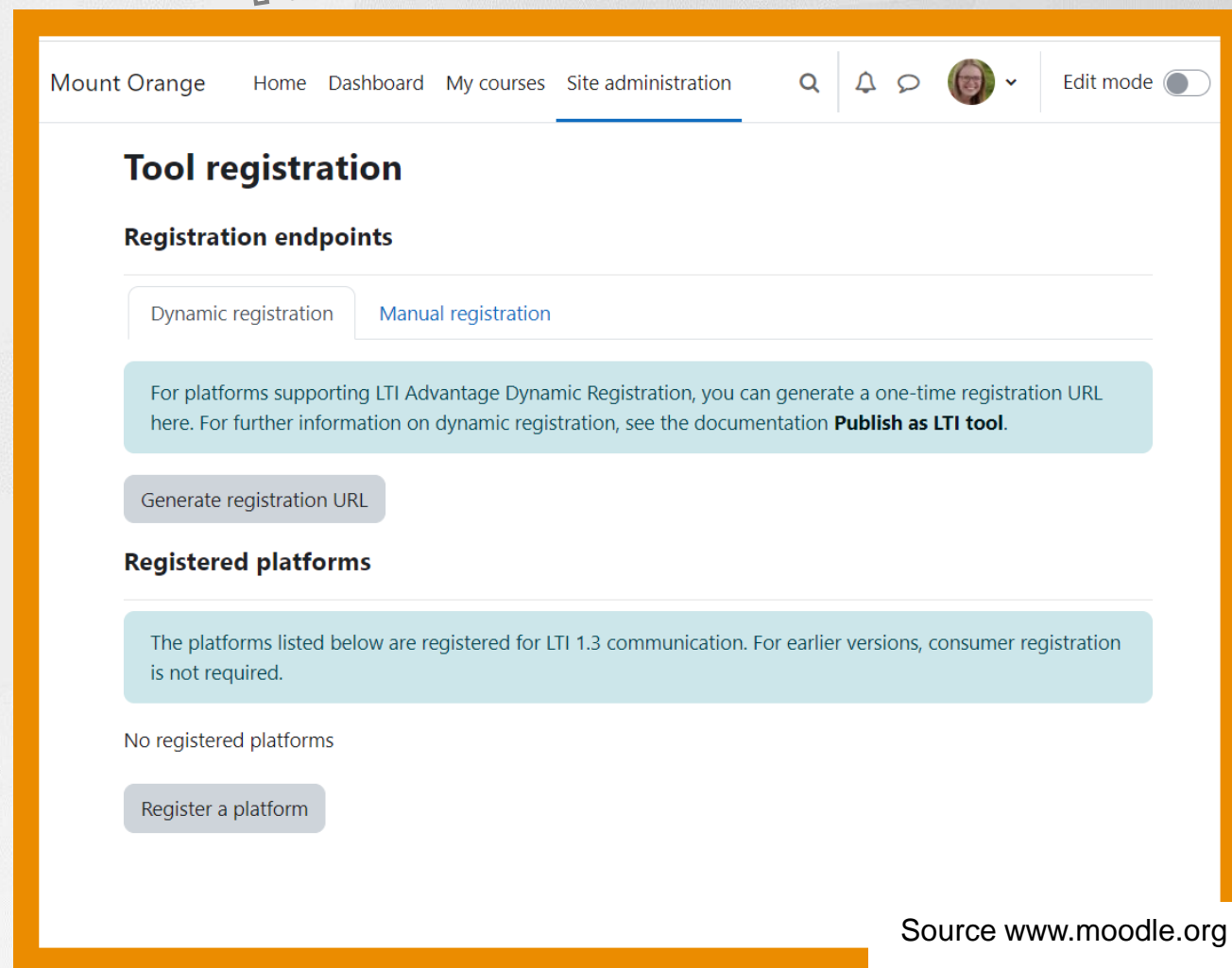
Nuove Funzionalità

LTI 1.3 Advantage

Moodle 4.0 supports LTI 1.3 Advantage. See Publish as LTI tool

MoodleMoot IT 2022
Tutorial

New for admins

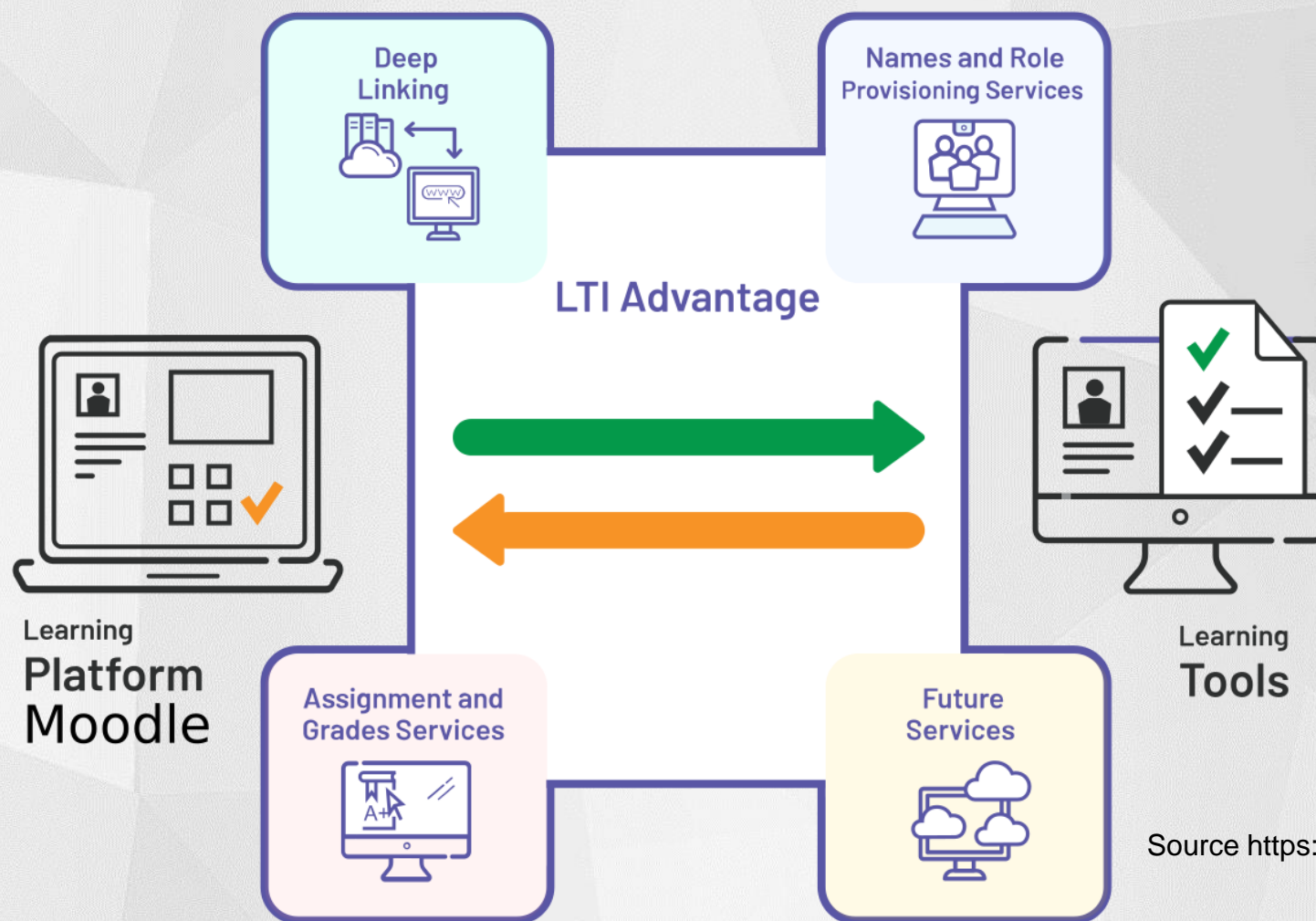


The screenshot shows the Moodle administration interface. The top navigation bar includes links for Mount Orange, Home, Dashboard, My courses, and Site administration (which is currently selected). On the right, there are icons for search, notifications, a user profile, and an 'Edit mode' toggle. The main content area is titled 'Tool registration' and contains a sub-section 'Registration endpoints'. Within this sub-section, there are two tabs: 'Dynamic registration' and 'Manual registration'. A light blue informational box states: 'For platforms supporting LTI Advantage Dynamic Registration, you can generate a one-time registration URL here. For further information on dynamic registration, see the documentation **Publish as LTI tool**.' Below this box is a button labeled 'Generate registration URL'. The next section is 'Registered platforms', which contains another light blue informational box stating: 'The platforms listed below are registered for LTI 1.3 communication. For earlier versions, consumer registration is not required.' Below this box, it says 'No registered platforms' and provides a button labeled 'Register a platform'.

Source www.moodle.org

Nuove Funzionalità

New for admins



Source <https://imglobal.org/home>

LTI 1.3 Advantage Test Tool - robotest

- Install anaconda
- Create and activate a virtualenv
- git clone <https://github.com/claudevervoort/ltiautotest.git>
- In robotest directory:
 - Update requirements.txt for python 3.9.12:
 - cryptography==38.0.1
 - httptools==0.5.0
 - pip install -r requirements.txt
 - ssh-keygen -t rsa -b 2048 (the autokeygen do not work...) and save the private key as private.pem
 - Modify the startup.sh as follow:
 - Add export ROBOTEST_WWW="<https://robotest.dev.di.unito.it>" at the beginning
 - Add --port 5050 to uvicorn cli exec
 - You can test the tool with:

```
INFO: Started server process [2008]
INFO: Waiting for application startup.
INFO: Application startup complete.
INFO: Uvicorn running on http://127.0.0.1:5050 (Press CTRL+C to quit)
```


LTI 1.3 Advantage Test Tool - robotest

- <VirtualHost *:443>
- ServerName robotest.dev.di.unito.it
- ServerAdmin rabser@di.unito.it
-
- CustomLog /www/robotest/logs/https_access.log combined
- ErrorLog /www/robotest/logs/https_error.log
-
- ProxyPreserveHost On
- RequestHeader set X-Forwarded-Proto "https"
- RequestHeader set X-Forwarded-Port "443"
-
- ProxyPass / http://127.0.0.1:5050/
- ProxyPassReverse / http://127.0.0.1:5050/
- </VirtualHost>
-

LTI 1.3 Advantage Test Tool - robotest

LTI™ Robotest

*An easy way to test your platform for its support for LTI Advantage.
For more info and resources on LTI visit [IMS Global](#) - [git repo](#)*

Moodle instructions - automatic configuration (3.10+)

The registration URL is <https://robotest.dev.di.unito.it/register>. Paste it as the Tool URL and click Add LTI Advantage


Moodle instructions - manual configuration

- As admin got to Site Admin to add an external tool
- Select *configure a tool manually*
- **Tool url** <https://robotest.dev.di.unito.it>
- **LTI Version** 1.3
- **Initiation Login URL** <https://robotest.dev.di.unito.it/oidc/init>
- **Redirect URI** <https://robotest.dev.di.unito.it/oidc/launch>
- **enable Deep Linking (Content-Item Message)**
- **Public Key** Use JWKS URI unless not supported by your moodle version
 - JWKS URI: <https://robotest.dev.di.unito.it/.well-known/jwks.json>
 - Public key if 3.8 or earlier: copy from [public key](#)
- **Services**

LTI 1.3 Advantage Test Tool - robotest

Moduli attività / Tool esterno / Gestione tool

Moodle4 AIUM

Cerca 

[Generale](#) [Utenti](#) [Corsi](#) [Valutazioni](#) [Plugin](#) [Aspetto](#) [Server](#) [Report](#) [Sviluppo](#)

Gestione tool

Aggiungi tool

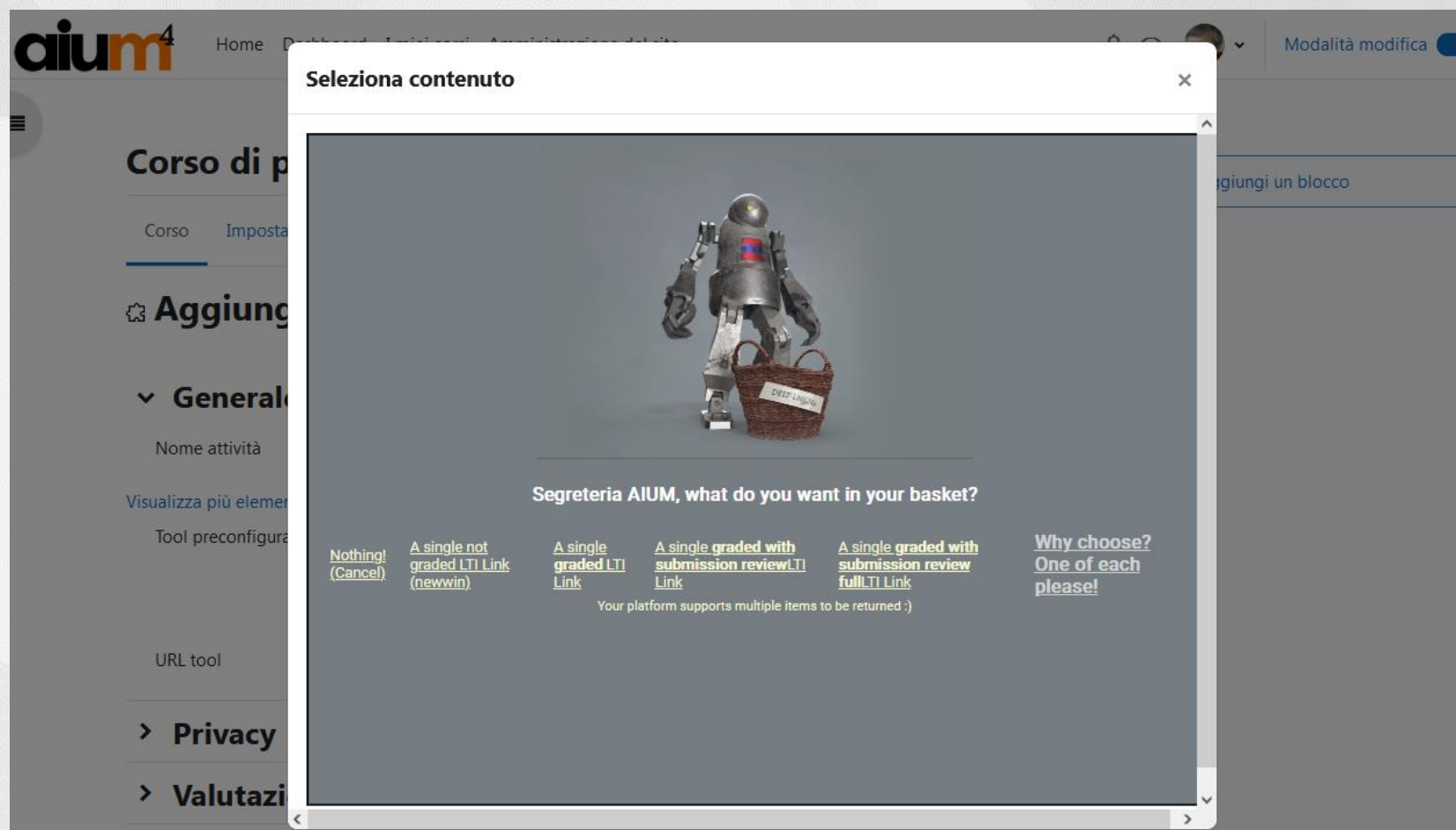
[Aggiungi LTI Advantage](#)

[Aggiungi LTI \(versione obsoleta\)](#)

In alternativa puoi [configurare il tool manualmente](#).

[Gestione tool preconfigurati](#)
[Gestione registrazione tool esterni](#)

LTI 1.3 Advantage Test Tool - robotest



Nuove Funzionalità

New for admins

LTI 1.3 Advantage test tool - robotest

Role(s) Found	[http://purl.imsglobal.org/vocab/lis/v2/institution/person#Administrator', 'http://purl.imsglobal.org/vocab/lis/v2/membership#Instructor', 'http://purl.imsglobal.org/vocab/lis/v2/system/person#Administrator']
Resource Link launch (imported through DeepLinking)	
and with param	
parameter passed	resource_id: rl49323
supports Multiple	True if this link was added as part of multiple return.
Assignment and Grade Services	
in Deep Linking	
nt and queriable	Can query existing grade book columns for this tool
ne item present	A line item has already been added to this course, not adding a new one
resource link id	A Standalone line item should have no resourceLinkId
ne item present	
not and present	This link is graded and the line item url can be used to post score for it



Upgrade: Yes or No ?

- Plugin aggiornati: circa 180 su 2000 (< 10%)
- Temi aggiornati: 15 su 200 (<10%)
- Problemi di aggiornamento: seguendo I forum la maggior parte dei problemi è legato a:
 - plugin non aggiornati.
 - alcuni problemi lamentati nel passaggio da BBB plugin a BBB core
 - ma soprattutto problemi con i temi
 - problemi con gli ambienti operativi (php/mysql vecchi o troppo nuovi)
 - senza fare cenno a personalizzazioni “in-house” e i nuovi skill richiesti in framework “reactive”